

Release Notes 2.70 Tuesday, May 18th, 2021

Hello EasyClockers! Here are the notes for release 2.70. Kindly send us an email with your feedback to products@easyclocking.com. Stay tuned for upcoming updates.

New Features:

- **“Pay Class Settings” / Rounding Rules - Ability to set up a rounding rule by pay class:** We have extended the ability to configure a rounding rule per pay class. We have two ways of rounding “Quarter Hour 1/25” and “Tenth Hour 1/10”. These rules can be configured at the company and now by group level using the different pay classes available.

The screenshot displays the 'Pay Class Settings' interface. The sidebar on the left includes tabs for General, Pay Class, Shifts, Departments, Custom Fields, Positions, Contractors, Locations, Geo Locations, Privileges, Administrators, API, and Tasks. The 'General' tab is active, showing a list of settings on the left and a configuration area on the right. The configuration area includes a 'Pay period frequency' dropdown set to 'Bi-Weekly'. Below this are radio buttons for 'Do you want to use compensatory time?' (No is selected), a 'Use hours from' checkbox for 'Over Time', and a 'Double Time' checkbox. Further down is a 'Pay period start date' dropdown set to '3/21/2021' and a 'First day of work week' dropdown set to 'Sunday'. There are more radio buttons for 'Do you want to use schedules?' (Yes is selected), 'Do you want to show location on schedules?' (Yes is selected), 'Show original schedule hours?' (Yes is selected), and 'Do you want to consider the out of shift as regular hours?' (No is selected). A 'Rounding Type' dropdown is open, showing 'Quarter Hour 1/25' as the selected option, with other options being 'Quarter Hour 1/25' and 'Tenth Hour 1/10'. Below this are radio buttons for 'Rounding First and Last Only' (No is selected), 'Automatic Rounding' (No is selected), and 'Allow Employees to...' (Yes is selected).

The screenshot displays the 'Pay Class' configuration interface. On the left, a sidebar lists several pay classes: Australia, Australia Decimal Test, Auto Deduct, AutoLunch Deduct, Daily OT / Absences Test, Multi Rates, **Regular** (highlighted), Salaried / PartTime, and Z - Test. The main area is titled 'Pay Class' and contains tabs for 'General', 'Over Time', 'Double Time', 'Lunch & Breaks', and 'Comp. Time'. The 'General' tab is active, showing the following settings:

- Pay Class Name:** Regular
- Period start time:** 12:00 AM
- Use Multi Rates Manager:** ☐
- What are the maximum continuous hours an employee can work in a shift?** 16.00 hours
- What are the maximum continuous hours of Breaks an employee can take in a shift?** 2.00 hours
- Do employees work overnight (from one day to another)?** ☒ Yes ☐ No
- How do you want to make your calculation?** ☒ Shift Base ☐ Workdays / Workweeks Base with start time 12:00 AM
- Do you want to cut time at pay period end?** ☐ Yes ☒ No
- Pay as:** ☐ Pay as ☒ over time ☐ double time every Saturday and cut at 11:59 PM
- Rounding Type:** Tenth Hour 1/10 (selected from a dropdown menu that also includes 'As in Company Settings', 'Quarter Hour 1/25', and 'Tenth Hour 1/10')

A 'Save' button is located at the bottom right of the configuration panel.

Enhancements/Add-ons:

1. **“EC Mobile App 1.2” - Lunch & Break punch restrictions are now extended to the new mobile app:** The new “lunch & break” indicators now available in the new EasyClocking 1.2 mobile app will now support the punch restrictions configured in the “lunch & break” settings. The break indicators will be available for employees to select once a new break is created. If you need assistance on how to create a break and to show in the new mobile app simply contact one of our team members by dialing 888-783-1493 or send us an email at support@easyclocking.com.
2. **“Questionnaire” - Changed the text in the “Configuration form” for the questionnaire feature:** We changed the text in the configuration form of the questionnaire feature to provide a better understanding of what is being configured and selections available. The questionnaire feature is a feature that allows managers to configure a question which employees will be able to answer when clocking in or out.

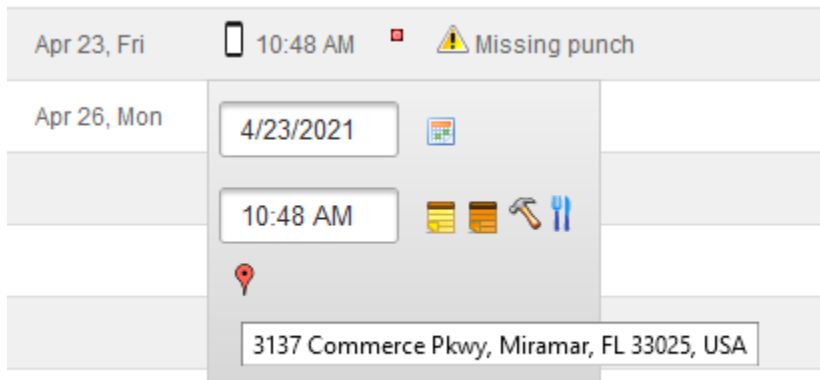
Fixed Errors/Bugs:

1. **“EC Mobile app 1.2” Issue when clocking in at the beginning of a new pay period:** We corrected an issue in the application, employees will complete the process of verification and the system will say that it completed successfully, however, no time data was sent to the employee timecard. Issue has been corrected and now employees can


















clock in and out.

2. “EC Mobile app 1.2” - Geo location address not showing on the employee punch:

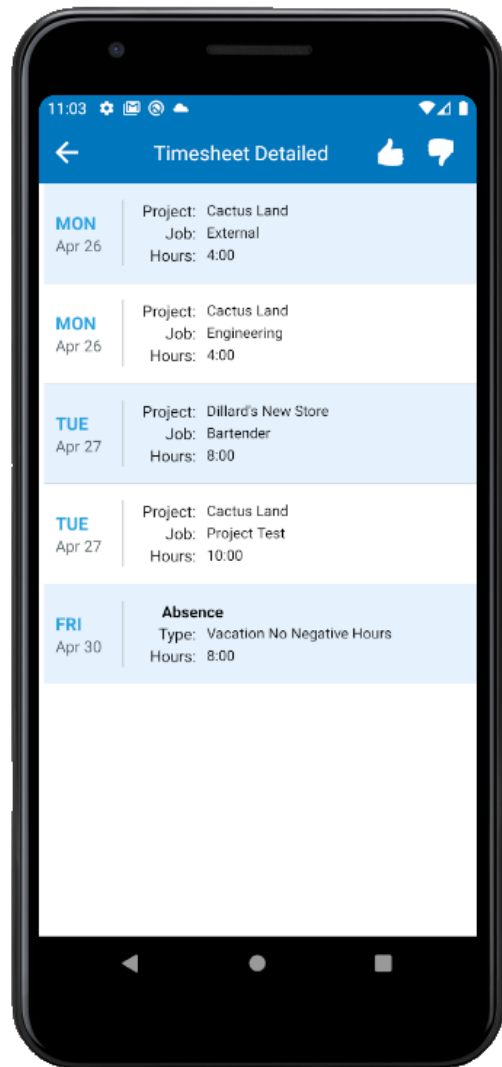
The address of the location where the employee clocked in or out was not showing for the punches being made on the new EasyClocking 1.2 mobile app. The address of the punch location is supposed to show when hovering over the geo fence icon when trying to edit a punch.



- 3. “Users” - Issue when selecting multiple users and trying to switch pages:** Fixed an issue when selecting multiple employees in different pages .
- 4. “Dashboard / Timecards” - Error when trying to “Undo Timelogs” in full screen mode:** When trying to “Undo” timelogs in full screen mode the icon to undo will disappear. We have corrected this issue. The “Undo” option is a critical setting. Kindly contact our team to enable this in your account. This feature allows the user to”Undo” changes done to employee timelogs.

Name	Day	Time In	Time Out	Regular	OT
Джонатан Смит	Apr 20, Tue	 08:50 AM	 06:00 PM 	08:00 *	00:30
Джонатан Смит	Apr 21, Wed	 08:43 AM	 06:30 PM 	08:00 *	00:30
Джонатан Смит	Apr 22, Thu	 08:26 AM	4/21/2021 6:00:00 PM 		
Джонатан Смит	Apr 23, Fri	 10:52 AM 	4/21/2021 		
Джонатан Смит	Apr 26, Mon	 Absent	06:30 PM  		
			test (Simone1)		
			  		

- “EC Mobile App 1.2 / Timesheets” - Error when trying to view “timesheet” details as an employee:** When a new “timesheet” employee was created, the employee was not able to go into the “timesheet” details to add new time entries when using the new EasyClocking 1.2 mobile app. This error has been corrected and the new employee can go into the timesheet to enter time entries as soon as the clocking permissions have been configured.



6. **“Reports / Access Control” - Removed unnecessary options pertaining to time and attendance in the access control reports:** The access control reports had unnecessary options which did not pertain to the reports created in access control.